





804 NEWJET

| | | | | | | |
|---|--|---|---|---|--|--|
|  TRANSPARENT PAPER |  2.5 mil |  45° Blade |  MEDIUM pressure |  370°F |  20s |  PEEL: HOT |
|---|--|---|---|---|--|--|

CARRIER: Paper

APPLIES ON

-  Cotton
-  Polyester
-  Acrylic & Similar Fabrics
-  To Be Used Only With Light Colored Fabrics.

CARE

- Always respect the garment's instructions
- Allow 24 hours after application before washing
- Iron the backside only

WASH

- Max 100°F
- Preferably inside out
- Do NOT bleach
- Do NOT tumble-dry
- Do NOT Dry-clean

STORE

- Up to 1 year
- In a dry room (60-75°F)
- Away from sunlight
- In vertical position, in a plastic bag protected from dust

APPLICATION

1. Print your design in reverse (mirror). NOTE: It is recommended to use OEM printer inks. Printable medias are very sensitive: always handle with care, preferably with gloves.
2. Cut the excess material with scissors only.
3. Position and heat press your design on the garment protected by a silicone paper at 370°F–20 seconds – medium pressure.
4. Peel off firmly and continuously the paper carrier immediately after heat pressing, starting from one edge.



NOTE: For best results, we recommend performing a TEST prior to starting standard production