

REFLEX 427™



THE ULTRA-REFLECTIVE HEAT TRANSFER FILM ENSURING HIGH VISIBILITY AND OPTIMISED SECURITY

Looking for a reflective product specifically designed to secure visibility in dark environments? Reflex 427 is a reflective PU benefiting from the EN ISO 20471 certification and from the OEKO TEX Standard 100 certification, which makes it totally adapted to sportswear and professional garments.

Sportswear




Workwear garments



Product description

- ✓ Capable of visually signalling the user's presence under illumination of headlights in the dark.
- ✓ Developed in accordance with the EN ISO 20471:2013 guaranteeing safe visibility of the garments' users.
- ✓ OEKO-TEX Standard 100 Class I Certified.
- ✓ Vinyl free.
- ✓ Highly resistant.
- ✓ Long durability.



Grey 427



Application key points

- ✓ Easy to cut.
- ✓ Very easy to weed → saves production time.
- ✓ Recommended for small and medium design such as lettering, numbers and geometrical forms.
- ✓ Very strong adhesive backing that allows repositioning the design after weeding.

Usage benefits

- ✓ Recommended for applications in workwear and in applications which require more than 100 lumen luminescence.
- ✓ High visibility in dark environment situations where light-reflecting clothing is essential for safety.
- ✓ Ideal to use on sport special garments such as marathon t-shirts or accessories.

SPECIFICATIONS

Composition	Average Thickness	Carrier	Dimensions	Certifications
Reflective PU	150 µm	Adhesive & Transparent Polyester	48/96 cm x 10 m	 <p>OEKO-TEX® CONFIDENCE IN TEXTILES STANDARD 100 CQ 909/2 IFTH Tested for harmful substances www.oeko-tex.com/standard100</p> <p>Class I</p>  <p>APPROVED SERVICE</p>

APPLICATION INSTRUCTIONS

Applies on	Cutting	Application Temp. & Duration
Cotton Polyester Acrylic Cotton/Polyester blends without repellent treatment	Use a Flex Blade 45°	160°C – 20 s 320°F – 20 s
Pressure	Peeling	
Medium	Cold	

Step 1 – Cutting

Set up the cutting of your heat transfer film in mirror mode and use a standard flex blade of 45°.

Step 2 – Weeding

Remove the excess of material (easy weeding).

Step 3 – Application

Position your design on the textile and press it with a Sefa DUPLEX/ROTEX or equivalent at 160°C/320°F for 20 seconds.

We do recommend the use of a silicone paper to protect the designs and the textile during the application.

Step 4 – Peeling

Peel the material when cold.

NOTE: We highly recommend you to perform tests before launching a production.

CARE AND MAINTENANCE RECOMMENDATIONS

Washing	Ironing	Tumble-dry	Dry cleaning
Up to 60°C/104°F	On reverse side only	Yes	Yes
Storage life	Storage Temperature & Lightning		Position
Up to 1 year	Dry room with 15°C-30°C/ 59°F-86°F	Away from sunlight	Vertical Position

Care and maintenance:

- ✓ Always respect the garments' instructions.
- ✓ Wait 24 hours after the application before the first wash.
- ✓ Avoid the use of aggressive products.

Washing recommendations:

- ✓ Respect the textile recommendations.
- ✓ Preferably inside out to extend the design's life.
- ✓ Do not bleach.